




HOW TO SORT & DISPOSE OF HOUSEHOLD GARBAGE IN IRUMA

Bring out your garbage by 8:30 a.m. of the collection day.

Enter the days designated for your area.

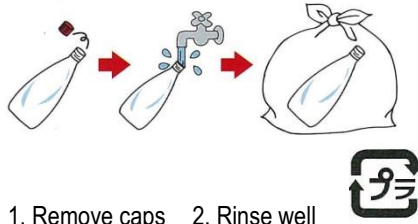
CATEGORY		DAYS OF COLLECTION	ITEMS		HOW TO TREAT
Combustible		Every _____ day _____ day _____ day	Kitchen garbage (Please drain well), branches/leaves, disposable diapers (Remove any excretion), dirty clothes (cut into pieces under 30 cm), sponges, video/cassette tapes (including cases), shoes, cloth slippers, small stuffed toys, hats, gloves, balls for baseball, soccer, golf, etc., shells, and the like. Cut branches and boards into less than 30cm in length and 10cm in diameter, and bind with string.		Put into colorless transparent or whitish semi-transparent plastic bags.
					
Non-combustible		Every _____ day	Metals (pans, aluminum foil, etc), ceramics, glasses, small electric appliances, hard plastic products (toothbrushes, spoons, toys, etc.), incandescent bulbs, umbrellas, and the like; all cans other than those for drinks and fruits.		Put into colorless transparent plastic bags.
			Use the contents of spray cans (including cans of spray extinguisher) and compact gas cylinders completely. Finish up gas lighters before throwing away. These should be put into a separate bag from other non-combustibles (sprays, cylinders and lighters can be put into one bag).		
Recyclable Items		Every _____ day	Containers and lids with a 'plastic' symbol, wrappings (styrofoam, food trays, bags for snacks and frozen foods, plastic packages for eggs and tofu, and plastic bottles for ketchup, shampoo and detergents, caps and labels of PET bottles) and the like. Wash out all the remaining contents thoroughly. Those for which the remaining cannot be washed away should be included in the combustibles little at a time.		Put into colorless transparent plastic bags.
					
Recyclable Items		Every _____ th & _____ th _____ day	Rags	Worn-out clothes, towels, curtains (including sweaters and lacy curtains), and dirty, wet or torn clothes should be put into the combustibles, after cutting into pieces.	Dirty or wet items are not suitable for recycling. Avoid taking out these items on rainy days. Please give priority to recycling activities conducted by the children's clubs or PTAs. Bind each item separately with string crosswise. Avoid using adhesive tapes.
			Newspaper & insertions	No need to separate insertions from newspaper.	
			Magazines & Miscellaneous paper	Includes hardbacks, paperbacks and dictionaries. Miscellaneous paper is any paper and paper boxes that arise from household, other than newspaper, magazines, corrugated boards and milk cartons.	
			Corrugated boards	Fold and tie. Corrugated boards are defined as paper boards with wavy padding. Remove metallic parts, which should be disposed of as 'non-combustible.'	
			Milk cartons	Cut open, rinse and dry. Cartons with aluminum lining are 'combustible' garbage.	
Cans, Bottles and PET Bottles		Every _____ th & _____ th _____ day	Bottles	All bottles including broken bottles. Rinse well bottles with water. Plastic caps should be disposed of as 'plastic,' and caps made from other materials as 'non-combustible.'	Put each item separately into colorless transparent plastic bags (see the back).
			Cans	Cans for beer and soft drinks and cans for fruits. All other cans are 'non-combustible' garbage. No need to separate steel and aluminum cans. Rinse well with water.	
			PET Bottles	PET bottles for soft drinks, liquors and soy sauce with a 'PET 1' symbol. Rinse with water and squash. Caps and labels are 'plastic' garbage.	
Toxic		Every _____ day	Batteries, button batteries, rechargeable batteries, fluorescent lamps, compact fluorescent lamp, mercury lamps, mercury thermometers. Put fluorescent lamps into their original case, or wrap with newspapers.. Incandescent lamps should be disposed of as 'non-combustible.'		Put each item separately into colorless transparent plastic bags.
Bulky Garbage (Fees charged)			Wardrobes, electric appliances (vacuum cleaners, fans, video recorders, microwaves, PC printers, etc.), bicycles, carpets, ski/snow boards, electric heaters, futons, chairs, wood boards, car seats for babies, plastic boxes for clothes, laundry poles, tables, big planters, etc. Stuffed toys, cushions and small rugs cut into 30 cm or smaller can be disposed of as 'combustible' garbage (mix into 'combustible' garbage little at a time). Call 2934-5546 and make an appointment for pick up.		
					
			City cannot handle any air conditioners, TV sets (tube TV, LCD TV, plasma TV), refrigerators/freezers, washing machines, cloth drier, and PCs.		

Inquiries: The Sogo Clean Center tel: 2934-5546

HOW TO TREAT RECYCLABLE ITEMS

Plastic

Plastic containers (excl. PET bottles)




1. Remove caps
 2. Rinse well
 3. Put into a colorless transparent bag.
- Wash any remains thoroughly.



Bottles

All bottles (incl. broken bottles)




1. Remove caps
2. Rinse well
3. Put into a colorless transparent bag.

Cans

Cans for beer and soft drinks and those for fruits

All other cans should be disposed of as 'non-combustible'



1. Rinse well.
2. Put into a colorless transparent bag.

PET Bottles

PET bottles for soft drinks, water, liquors (Japanese sake, *shochu*, whiskey, *mirin*, etc) and soy source



1. Remove caps and labels.
 2. Rinse well
 3. Crush!
 4. Put into a colorless transparent bag.
- Only bottles with a "PET 1" symbol are appropriate for this category.



Be sure to use separate bags for each item. Caps with a 'プラ' symbol are to be treated as 'plastic,' while all other caps as 'non-combustible.'

Rags

Clothes, towels, curtains



Put into a colorless transparent bag. No need to remove buttons or zippers. Dirty, wet or torn clothes are not suitable for recycling.

Newspaper & Insertions

Newspaper and inserted fliers



Bind crosswise with string. No need to separate insertions from newspaper.

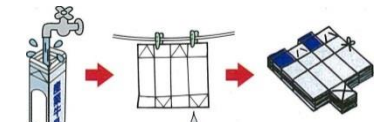
Corrugated Board



Remove metallic parts, and bind crosswise with string. Metallic parts are 'non-combustible' garbage.

Milk Cartons

Cartons with aluminum lining are 'combustible' garbage.



1. Rinse well.
2. Cut open and dry.
3. Bind crosswise with string.

Be sure not to mix up different items. Avoid taking out these items on rainy days, and store until the next collection day.

Magazines & Miscellaneous Paper

Magazines


Magazines, paperbacks, hard covers, dictionaries, etc.



Bind crosswise with string. Albums and files are 'combustible,' after removing metallic parts (non-combustible).

Miscellaneous Paper

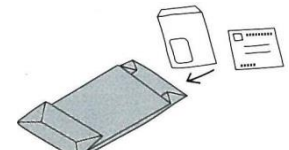
Bind in one of the following ways.



Bind crosswise together with magazines.



Bind with string separately.



Put in to a paper bag.

Miscellaneous paper is any paper and paper boxes that arise from household, other than newspaper, magazines, corrugated boards and milk cartons.

Examples of Paper That Can Be Recycled as Miscellaneous Paper

Paper cartons (boxes of sweets and tissues), notebooks, copy paper, envelopes/cards (any part including private information should be treated as 'combustible'), wrapping paper, paper bags, memo pads, calendars, boards in packages, paper binders, cores of toilet paper rolls, etc.

*Remove any metal parts.

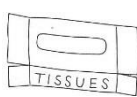
Vinyl-coated paper bags and handles are 'combustible' garbage.



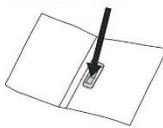
Remove the plastic on the window.



Remove the plastic part and fold flat.



Remove metal or plastic parts.



Examples of Paper That CANNOT Be Recycled as Miscellaneous Paper

The following kinds of paper are 'combustible' garbage: vinyl-coated paper, impact paper, sealed postcards, photographs, waxed paper (e.g. paper cups & dishes), water-proof paper, carbon paper, carbonless paper, dirty paper, used tissues (e.g. wet or oily paper), paper on which crayons are used, smelling paper (e.g. boxes of detergent & incense sticks), aluminum-coated paper (e.g. lid of pot noodles), etc.

Sealed postcards and vinyl-coated letters are 'combustible' garbage. Any part including private information should be treated as 'combustible.'



Photographs and paper on which crayons are used



Wet or oily paper



Aluminum-coated paper (e.g. lid of pot noodles)

Disposal of Items Related to the Home Appliance Recycling Act

Due to the implementation of the Home Appliance Recycling Act, the City cannot handle and dispose of air conditioners, TV sets, refrigerators/freezers, washing machines and clothes driers. Please follow the processes below.

When you wish to dispose of air conditioners, TV sets (tube TV, LCD TV, plasma TV), refrigerators/freezers, washing machines or clothes driers.

- Going to buy a new one; or
- A store where you bought the old one is known

Pay a recycling fee to the store and ask for pick up.

- Not intend to buy a new one; or
- A store where you bought the old one is not known

Check the manufacture and size of the item to be dispose of, and buy a recycle ticket at a post office to attach the item.

- Ask a trader to come to pick up the item.

Call to the Clean Center to know a trader available.

- Bring the item to a trader by yourself.

Bring the item to one of the traders in the table.

Cost necessary for disposal

Recycling fee:

May vary between manufactures. Handling fee will be charged.

- Air conditioners: 972~2,041 yen
 - TVs: 16 inch or larger: 2,376~3,688 yen, 15 inch or smaller: 1,296~3,148 yen
 - Refrigerator/Freezers: 171 liter or larger: 4,664~6,037 yen, 170 liter or smaller: 3,672~5,497 yen
 - Washing M./Dryers: 2,484~3,202 yen
- *Pick-up fee is additional.

Designated Traders around Iruma

Name	Address	Telephone
Aoi Kankyo Kaihatsu Iruma Eco Stock	763-1 Bushi Iruma City	04-2932-9980

*Check the office hours beforehand when you bring an item to a trader.



いるティー